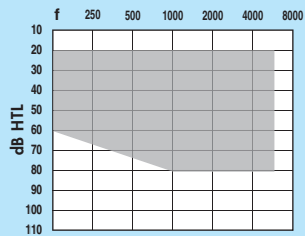
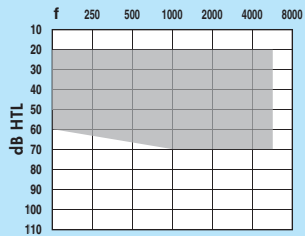


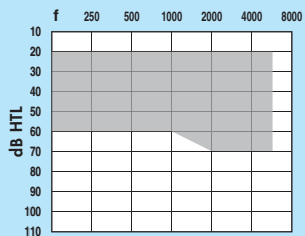
Suggested fitting range:



TARGA PLUS
RX-12



TARGA PLUS
RX-20, RX-34



TARGA PLUS
RX-35, RX-38

REXTON

800-876-1141

Fax: 763-553-9129

www.rexton-online.com

TARGA PLUS ITE

Technical Description:

The Targa PLUS ITE instrument is an intermediate-level, 100% DSP circuit with 4 channels, 4 adjustable compression channels, and 3 programmable memories. Rexton's easy-to-use software helps you program this technology by incorporating new and improved fitting protocols in a familiar programming platform. The Targa PLUS ITE features feedback cancellation, microphone noise reduction, output limiting and user-friendly features such as power on delay, low battery warning, programmable on/off switch and adjustable signal tone loudness. Optional features include directional microphones, telecoil, switchless telecoil and volume control.

Fitting Recommendation:

The Targa PLUS ITE is an excellent choice for a variety of hearing losses. These losses include but are not limited to: mild to moderate sloping, high frequency, flat and reverse slope losses.

Typical Specifications For 123/60 Matrix

ANSI S3.22-2003

MAXIMUM POWER OUTPUT	Peak	dB OSPL 90	123
	HF-average	dB OSPL 90	118
GAIN	Peak	dB	60
	HF-average	dB	53
FREQUENCY RESPONSE		Hz	100-8000
COMPRESSION	Attack time	ms	VARIABLE
	Release time	ms	VARIABLE
TOTAL HARMONIC DISTORTION	Maximum	%	<8
EQUIVALENT NOISE LEVEL		dB SPL	<28
BATTERY DRAIN	at RTG, Input		
	65 dB SPL	mA	0.9
BATTERY LIFE	Type 13		
	zinc air	hrs	298

Standard Features:

- 4 Channels
- 4 AGC-I Adjustments
- Adjustable Crossover Frequencies
- 4-Channel Noise Reduction
- Feedback Cancellation
- 3 Programmable Memories
- Power On Delay
- Low Battery Signal
- Programmable On/Off Switch
- Adjustable Signal Tone Loudness

Optional Features:

- Directional Microphone
- Telecoil
- Switchless Telecoil
- Volume Control

TARGA PLUS

FULL SHELL	RX-12	✓
HALF SHELL	RX-20	✓
CANAL	RX-34	✓
MINI CANAL	RX-35	✓
CIC	RX-38	✓

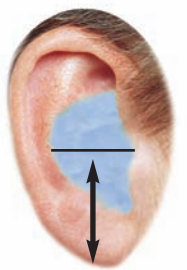
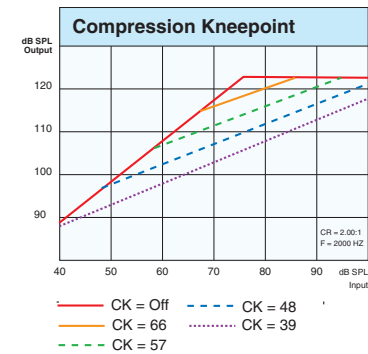
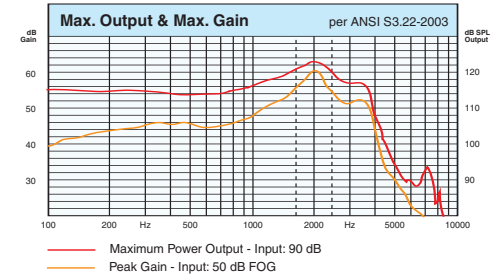
TARGA PLUS ITE

Performance Data

	 RX-12	 RX-20, 34	 RX-35, 38
STANDARD FEATURES	SITUATION SWITCH NO VOLUME CONTROL	SITUATION SWITCH NO VOLUME CONTROL	SITUATION SWITCH (RX-35 ONLY) NO VOLUME CONTROL
AVAILABLE OPTIONS	DIRECTIONAL MICROPHONE TELECOIL SWITCHLESS TELECOIL VOLUME CONTROL	DIRECTIONAL MICROPHONE TELECOIL SWITCHLESS TELECOIL VOLUME CONTROL	<i>(ALL FEATURES RX-35 ONLY)</i> TELECOIL SWITCHLESS TELECOIL VOLUME CONTROL
SLOPES	03	03	00
MATRICES	123/60 123/55 118/50	118/50 118/45 113/40	113/47 113/40

Curves shown here are for an RX-12 instrument with a TARGA PLUS 123/55/03 matrix configuration

All curves on this page measured with an HA-1 2cc coupler, with a 10 mm long receiver tube and microphone mounted in faceplate pocket.



Ground Plane

When ordering directional microphones, it is important to mark the horizontal plane on the ear impression. Ensure that the patient holds their head in their normal upright position.

When the impression material is curing, use a straight edge surface (business card, credit card, etc.) to create a line deep enough in the impression material so that it can still be seen after the mold has been trimmed.